



CT-01 molecular target disclosure – what does this mean for project development

21st April 2022



Legal notice

This document and the information contained herein (unless otherwise indicated) have been prepared by Captor Therapeutics S.A. (the “Issuer”) solely for informational purposes. For this notice, the presentation that follows shall mean and include the slides that follow, the oral presentation of the slides by the Issuer or any person on behalf of the Issuer, any question-and-answer session that follows the oral presentation, hard copies of this document, and any materials distributed at, or in connection with the presentation (collectively, the “Presentation”). By attending the meeting at which the Presentation is made, or by reading the Presentation, you will be deemed to have (i) agreed to all of the following restrictions and made the following undertakings and (ii) acknowledged that you understand the legal and regulatory sanctions attached to the misuse, disclosure or improper circulation of the Presentation.

The information contained in this Presentation may not be reproduced or redistributed in any way, in whole or in part, to any other person without the prior written consent of the Issuer. This Presentation does not purport to contain all the information that may be required by the recipient to assess the Issuer or its securities. The Issuer prepared this Presentation based on the information which it has and from sources believed to be reliable. To the extent available, the industry, market, and competitive position data contained in this Presentation come from official or third-party sources. There is no guarantee of the accuracy or completeness of such data.

This Presentation contains neither a complete nor a comprehensive financial or commercial analysis of the Issuer, nor does it present its position or prospects in a complete or comprehensive manner. The Issuer has prepared the Presentation with due care, however certain inconsistencies or omissions might have appeared in it. Therefore it is recommended that any person who intends to undertake any investment decision regarding any security issued by the Issuer shall only rely on information released as an official communication (i.e. current/periodic reports) in accordance with the legal and regulatory provisions.

This Presentation may contain certain forward-looking statements, forecasts, estimates, projections, and opinions (“Forward-looking Statements”). By their nature, Forward-looking Statements involve known and unknown risks, uncertainties, assumptions, and other factors because they relate to events and depend on circumstances that will occur in the future whether or not outside the control of the Issuer. No representation is made or will be made that any Forward-looking Statements will be achieved or will prove to be correct. Actual future results and operations could vary materially from the Forward-looking Statements. Similarly, no representation is given that the assumptions disclosed in this Presentation upon which Forward-looking Statements may be based are reasonable. The recipient acknowledges that circumstances may change and the contents of this Presentation may become outdated as a result. The assumptions included herein do not constitute profit forecasts or profit estimates.

No warranties or representations can be made as to the comprehensiveness or reliability of the information contained in this Presentation. Neither the Issuer nor its directors, managers, advisers or representatives of such persons shall bear any liability that might arise in connection with any use of this Presentation. Furthermore, no information contained herein constitutes an obligation or representation of the Issuer, its managers or directors, its shareholders, subsidiary undertakings, advisers or representatives of such persons. Data contained in this Presentation is valid as of the day of its preparation. Consequently, this Presentation will not be subject to changes, updates or modifications to account for events which might occur after this day.

This Presentation does not constitute or form part of, and should not be construed as, an offer to sell or issue, or the solicitation of an offer to purchase, subscribe to, or acquire the Issuer or the Issuer’s securities, or an inducement to enter into investment activity in any jurisdiction in which such offer, solicitation, inducement or sale would be unlawful before registration, exemption from registration or qualification under the securities laws of such jurisdiction. No part of this Presentation, nor the fact of its distribution, should form the basis of, or be relied on in connection with, any contract or commitment or investment decision whatsoever. This presentation is not for publication, release, or distribution in any jurisdiction where to do so would constitute a violation of the relevant laws of such jurisdiction nor should it be taken or transmitted into such jurisdiction.



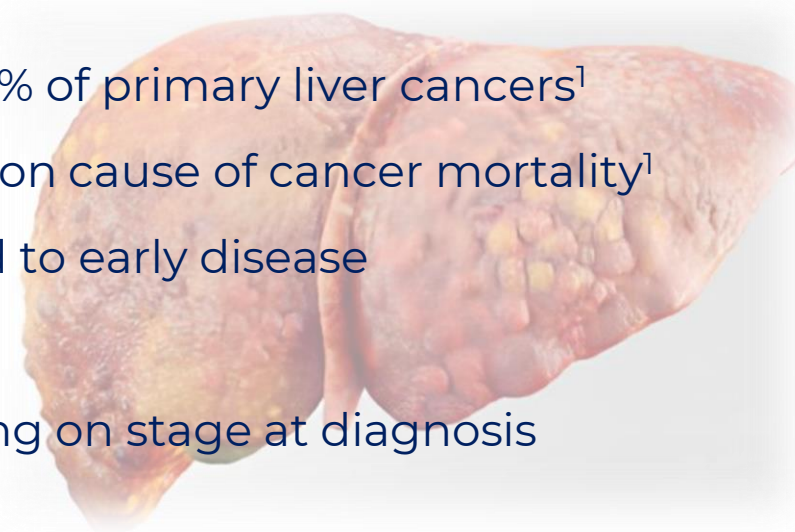
DEMONSTRATING THE POTENTIAL OF CAPTOR'S TPD PLATFORM

CT-01: Addressing one of the deadliest cancers with Captor's molecular glue degrader drugs

CT-01: Addressing one of the deadliest cancers



- Hepatocellular Carcinoma (HCC) accounts for 75-85% of primary liver cancers¹
- ~ 700 000 new cases each year, the 2nd most common cause of cancer mortality¹
- Curative treatments (tumor resection) are restricted to early disease
- High rate of metastases
- 5-year Survival Rates² vary from 3% to 34% depending on stage at diagnosis



References: ¹ Global Cancer Statistics 2018, ² Data for the US, 2010-2016, ACS Cancer Facts & Figures, ³ DOI: 10.1200/JCO.2021.39.3_suppl.267

Approved drugs offer modest therapeutic benefit

- 2007 - **Sorafenib** approved as first-line treatment in HCC in 2007 – survival 2.8 months longer as compared to no drug*
- 2020 - Combination of **Atezolizumab** (TECENTRIQ®) **plus Bevacizumab** (AVASTIN®) – 5.8 months longer survival as compared to sorafenib**

In overall, a patient with unresectable liver tumor treated with standard of care**:

- on average lives for 19.2 months
- only 29.8% of patients respond to the treatment

* Llovet J et al. 2007, DOI: 10.1200/jco.2007.25.18_suppl.1ba1

** IMBrave 150, DOI: 10.1056/NEJMoa1915745, updated: DOI: 10.1200/JCO.2021.39.3_suppl.267



Molecular targets of CT-01 compounds

- GSPT1 is a GTPase, which forms a complex with the translation termination factor eRF1 to mediate translation termination
- Degradation of GSPT1 disrupts protein maturation leading to integrated stress response (ISR) and apoptosis
- SALL4 (Sal-like protein 4) is a transcription factor expressed in the human fetal liver and silenced in adults
- SALL4 is often reexpressed in hepatocellular carcinoma patients, which correlates with a poor prognosis

Surka CH et al. Blood. 2021 Feb 4; 137(5): 661-677

Tatetsu H et al. Gene. 2016 Jun 15;584(2):111-9

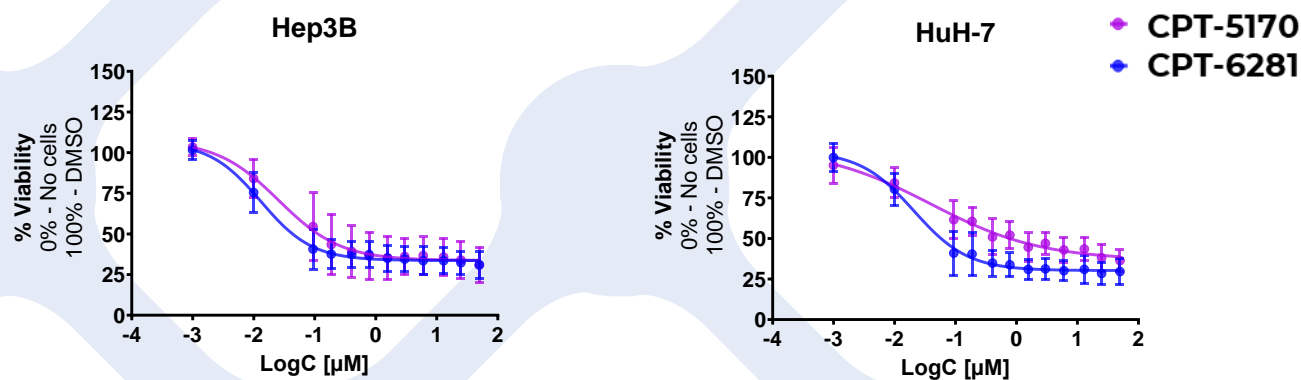
Combined degradation profile for the treatment of HCC

Another, yet undisclosed neo-substrate involved in tumorigenesis

CT-01: molecular glue programme in HCC

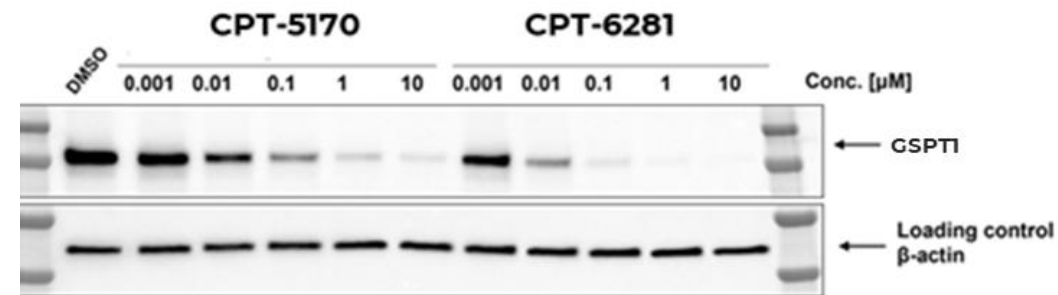
- Derived from the Captor proprietary library of molecular glues
- Active against a panel of HCC cell lines
- Selective degradation profil – does not degrade Ikaros and Aiolos

Cytotoxic effect in liver cancer cell lines



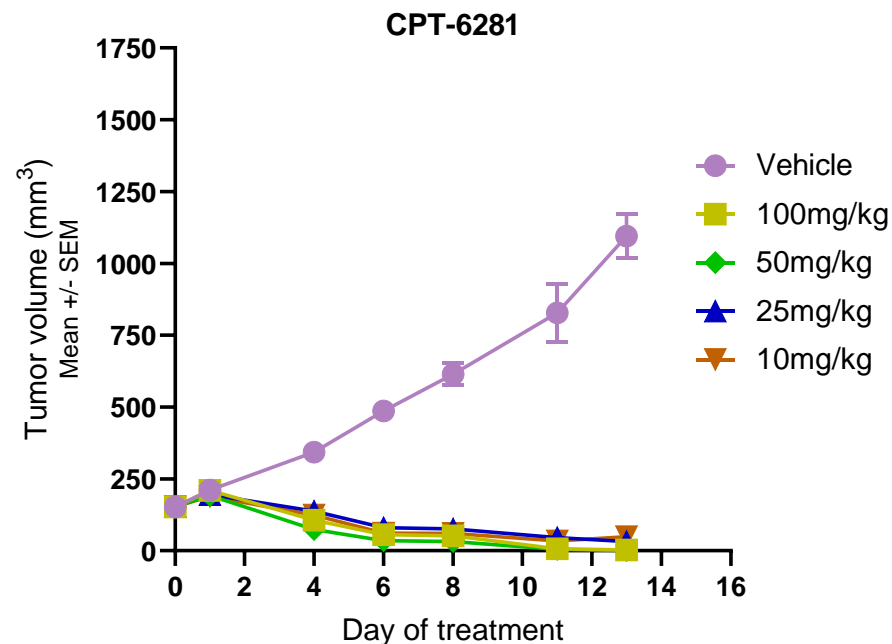
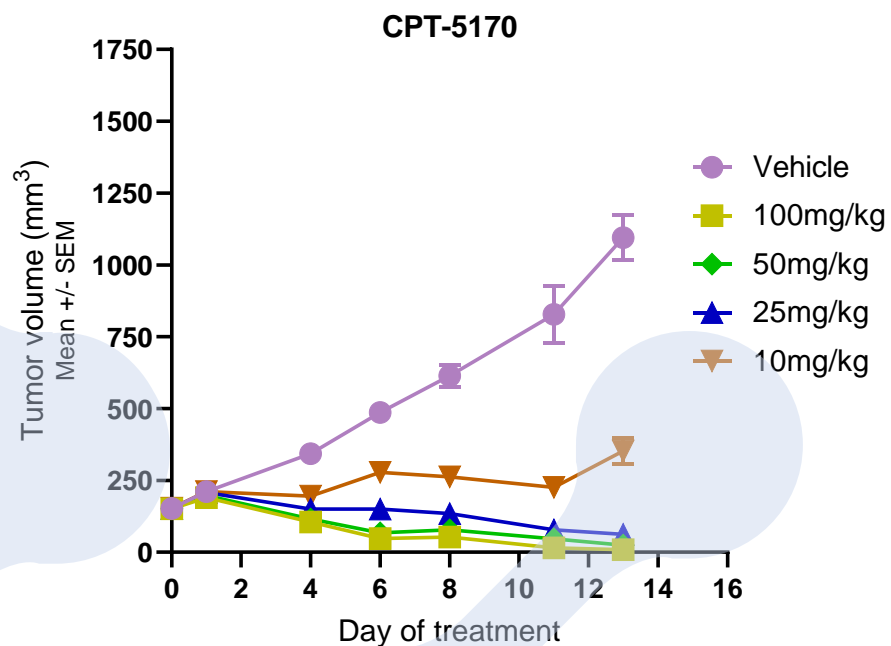
72 hours, CTG assay

Potent degradation of GSPT1 with CT-01 compounds



HEP3B cells, 24 hours

New study: *In vivo* dose response – tumor regression



Human liver cancer model - Hep 3B2.1-7 (NSG mice)

The study performed by reputable subcontractor Covance/LabCorp

- 2 CT-01 candidates induced **tumor regression** following **oral administration**
- Both compounds were very **well tolerated** by the animals

CT-01 compounds differentiated against CC-90009

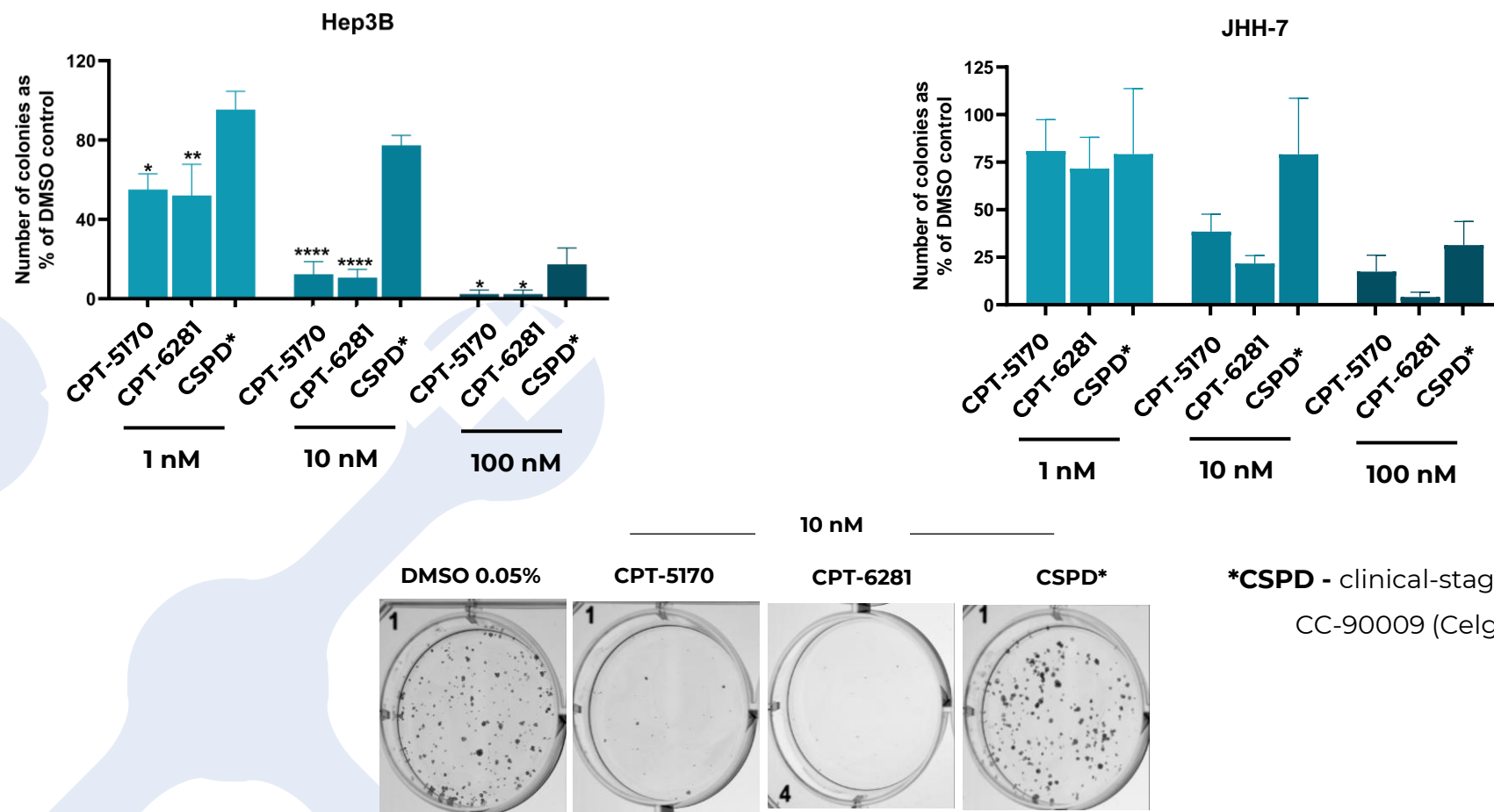


Fig. Representative images of colony formation assay in Hep3B for DMSO control and 10 nM dose of tested compounds.

*CSPD - clinical-stage Pol degrader, CC-90009 (Celgene/BMS)

CT-01 highly attractive and unique product in development

- CC-90009 and MRT-2359 are GSPTI-degraders in development by Celgene (now BMS) and Monte Rosa Therapeutics, respectively
- In Phase 1 clinical trial of CC-90009, **promising antileukemic activity** was observed, **demonstrating potential of GSPTI in cancer treatment**
- None of the degraders **in development target HCC**, whereas in CT-01 **we have demonstrated very compelling efficacy data in animal models of this disease**
- CT-01 compounds have totally different degradation profile as compared to CC-90009 and MRT-2359 which can explain the different efficacy



Q&A session





Thank you!

